






WEDDING CHECKLIST



NEWLY ENGAGED:

- Drink champagne/beer/apple juice and cheers each other
 - Tell your loved ones - shout it from the rooftops
 - Enjoy it - soak up all those warm fuzzy feels
 - Choose what kind of wedding your both want: what aspects of the day are most important to you? Try and start off on the same page
 - Decide if you want to elope, if so, ignore the rest of this list
- 

11-12 MONTHS BEFORE YOUR WEDDING:

- Buy a new wedding notebook, or start a Google doc for all your planning notes
 - Start a wedding Pinterest board - it's the most fun way to collect all your ideas, try not to get overwhelmed by all the 'stuff'
 - Take a first stab at your guest list
 - Set your budget - be realistic
 - Pick a date!
 - Research venues, visit your favourites and secure 'the one'
 - Find your photographer, set up a meeting and book them
- 
- 

9-10 MONTHS BEFORE:

- Choose your wedding party and ask them to do the honours
 - Start shopping for wedding outfits - don't feel obliged to stick to wedding boutiques, there are plenty of other options out there
 - Decide what to do about food - are going you to do self-catering, or book a caterer?
 - Start making your wedding website; they're really handy for guests to see all your information in one place
 - Have a think about what kind of cake you'd like; a 3 tier lemon cake or a 'bake off' style dessert table? The possibilities are almost endless...
 - Design and send your save the dates
 - Research your wedding invitations
 - Decide what to do about music - are you going to hire a band/book a DJ or create your own playlist?
 - Make a honeymoon Pinterest board
- 
- 



WEDDING CHECKLIST



5-7 MONTHS BEFORE THE BIG DAY:

- Ask a friend to be your wedding day MC - it will be super useful to have someone there to tell everyone what's happening when
- Book your DJ or band, if you've gone down that route
- Book your florist
- Reserve hotel rooms for your wedding guests
- Decide if you're going to do your own hair and make-up, or if you'd like a professional to do it - research stylists in your area
- If your wedding party are wearing suits decide whether to rent or buy
- Have a think about wedding rings and decide on your style
- Schedule your hair and make-up trials - it's a good idea to coincide these with your hen do that you can give your look a proper trial run
- Book your wedding night accommodation (unless you're heading home, in which case buy some special bedding so you can have a blissful first lie-in as a married couple)




4 MONTHS TO GO:




- Start your honeymoon fund or create your gift list with Patchwork
- Check your passports - you're going to need them to be up to date if you're going abroad for your honeymoon
- Buy your wedding rings
- Book your wedding transport if needed

3 MONTHS TO THE BIG DAY:

- Send your wedding invitations, including a link to your Patchwork registry
 - If you need any dress fittings get them scheduled in
 - Start any of your DIY jobs, invite friends round to help (ply them with wine)
- 

2 MONTHS BEFORE YOUR WEDDING DAY:



- If you're writing your own vows start working on them now
 - Start working on your speech too
 - Do a bit of honeymoon planning - need a new swimming cossie? Get that sorted
 - Start wearing your wedding shoes around the house to make sure they're comfy for the big day
- 



WEDDING CHECKLIST



6 WEEK COUNT DOWN:

- Make the last few decisions or alterations to your wedding outfits
- Finish off your vows and speeches
- Make sure your food is sorted - finalise menus with caterers



1 MONTH TO GO:

- Put together your seating chart - post-its come in very handy
- Book your hair or beauty treatments
- Making a wedding playlist? Get started on that now. Pick your favourite dancing songs and maybe some chilled ones to play while your guests are waiting for you to enter the ceremony
- Finalise any supplier payments
- Plan the timeline for the day itself, so you know exactly what's happening and when
- Tell your wedding party any information they need to know ahead of the day
- Check your outfit still fits
- Confirm any prop/furniture/suit hire
- Go and get your marriage license



2 WEEKS BEFORE:

- Confirm your final guestlist
- Give your photographer a list of shots you'd like on the day - want to get a picture with Grandma? Make sure your photographer knows
- Confirm delivery details with anyone dropping stuff off on the day; flowers, hired furniture, cake etc.
- Make sure you have a plan in place for the wedding venue setup and breakdown
- Get your seating plan printed






WEDDING CHECKLIST




1 WEEK TO GO:

- If you're having a manicure get it done now, and don't do any washing up after
- Give your florist, caterers etc. a contact number in case of problems - not your own, maid of honour is usually a good call
- Make a wedding day kit for emergencies - include make-up, cotton wool buds, safety pins, a needle and thread, painkillers, plasters, hair grips and mints
- Pick up your dress/outfit if you still need to
- Try your whole outfit on (and do a little excited dance)



THE DAY BEFORE:

- If you're heading off on your honeymoon straight after your wedding make sure you have your transport sorted
 - Print your vows and speech
 - Try and get an early night!
- 

ON YOUR WEDDING DAY:

- Be in the moment - with a lot going on you can get swept away, but make sure you take it all in
 - GET MARRIED!
- 

AFTER THE WEDDING:

- Have a Buck's Fizz for breakfast and toast your marriage
 - Make sure your suppliers have been paid in full
 - Follow up with your photographer to check when you'll get your photos back
 - Ensure everything you hired has been returned
 - Send out thank you notes to people who helped with the wedding
 - Send personalised thank yous via Patchwork with pictures of you enjoying your gifts
- 
- 

DON'T FORGET!

- Rings
- Outfit
- Vows
- Speech
- Umbrella - just in case!
- Wedding playlist
- Underwear
- Shoes
- Comfy shoes for the evening
- Emergency kit
- Wallet
- Cash
- Passport (if you're leaving for your honeymoon)